


# Peace Country Memorials


*You Only Buy A Memorial Once  
We Can Help You Make The Right Choice*

**Your Memorial Counsellor Is:**

A handwritten signature in white ink, appearing to be 'dhl', is located in the bottom right corner of the page.



Below are colour samples that most monuments are available in:  
Consult your memorial counsellor for additional colours.



Stanstead Grey



Mountain Rose



Britz Blue



Black



Scarlet Red



Canadian Mahogany



Laurentian Pink



Laurentian Green



Blue Pearl



Gem Mist

### IMPORTANT INFORMATION REGARDING THIS BROCHURE

All sizes are shown in feet and inches,  
ie. 1-8 wide (20" wide) 1-2 high (14" high) etc.

Many examples in this brochure show flower vases, ceramic photos, etched photos, personalized etched designs and matching granite bases. In most cases these are additional costs. Consult your memorial counsellor for pricing.

If it says etched after the design number or name there may be a slight additional cost for that design.

# WELCOME

Choosing a monument for a loved one can be a difficult and emotional decision for you and your family. We know how important it is that you make the right choice. Take the time to choose a memorial that will reflect your loved one's unique personality and will serve as a perfect tribute to the life they lived.

At Peace Country Memorials, we are dedicated to walking you through the process from beginning until end. Your consultant will assist you every step of the way. We have many different options for you to choose from. We offer granite monuments, bases and covers, bronze markers and signs, cremation memorials and columbaria, as well as an assortment of vases and accessories. We can also provide signage and benches for public memorials, veteran memorials and pet memorials. We will be sure to find a product that will suit the needs of you and your family.

**When choosing a monument, keep in mind that each cemetery has specific rules and regulations pertaining to the size, shape and design. You should be well aware of these restrictions prior to ordering your monument.**

You will also be pleased to know that our service does not end with creating the monument and placing it at the site. We also offer after-care services such as added inscriptions, restoration, leveling and repair.

# ABOUT US

Creating memorials has been a family tradition for the Waldner family in the Peace Country since 1958 when Harold Waldner established Town & Country Memorials. In 1972, he changed the name to Peace Country Memorials. During this time, he provided many years of timeless work in creating memorials for families in our area.

After Harold's passing in 1987, his son Hal took the helm and continued to successfully grow and operate our business until his untimely passing in 2009. Peace Country Memorials continues to thrive as a family owned and operated business.

We are located in Rycroft, Alberta, just 45 minutes North of Grande Prairie. We invite you to come and see our showroom where we will be happy to answer your questions, offer suggestions and assist you in choosing a lasting memorial for your loved one. Should you find it more convenient, we have other displays throughout the Peace Country, or we could set up an appointment to meet with you at your residence.

Over the years, our family has worked very hard to create unique and beautiful memorials for Peace Country families. We look forward to helping you choose a memorial for your loved one, and in the process, we will treat you as we would a member of our own family.

*~ The Waldner Family*



# SERVICES

## **Installation**

As long as permissible by your cemetery, we would be pleased to install your memorial for you. While many memorial companies install concrete foundations, we install a solid granite foundation for greater stability and long term support. Because the foundation must be dug into the ground, installation of the headstone can only take place when the ground is dry and frost free.

## **Restoration**

The weather in the Peace Country isn't always kind. Many years of the outdoor elements can sometimes cause a certain degree of "weathering" to a memorial. We see this more frequently affect the lettering on sandblasted memorials. Please contact us to discuss your concern, and we will do our best to assist you in restoring the granite as best as possible.

Please note: the structural integrity of granite should not be affected by normal weather and is covered under our Everlasting Guarantee.

## **Repair**

Infrequently, monuments may be in need of repair due to natural disasters or vandalism. If you find that your headstone requires repair, we can help you out. Our memorialists will treat your stone with the utmost attention and care.

## **Leveling**

Due to shifting or settling of the ground, a headstone may end up shifting or tilting. We mitigate the chance of this happening by using a granite foundation which is much more durable than a concrete foundation. However, we have no control over the stability of the ground at the cemetery. If shifting occurs, and you have an issue with a headstone that is sinking or unlevel, our installers can visit the site and correct the problem.

# GRANITE

Granite is the most commonly used stone for creating memorials. It is impervious to cold, heat, staining, and weathering so it retains its original beauty and withstands the test of time. Granite can be sculpted or carved into various shapes and is very versatile. Peace Country Memorials uses the finest granite from both domestic and imported suppliers. All of our granite is covered by our Everlasting Guarantee.

## Polish Options

Typically, the face and the back of a monument are polished, smooth and shiny. You have the option of leaving the edges and top as a natural, rough finish or having them polished as well.

Your monument can be polished on:

- Two sides (front and back)
- Three sides (front, back and top)
- Five sides (front, back, top and sides)



### Polish Two

Front and back polished.  
All sides have rock finish.



### Polish Three

Front, back and top are polished.  
Sides have rock finish.



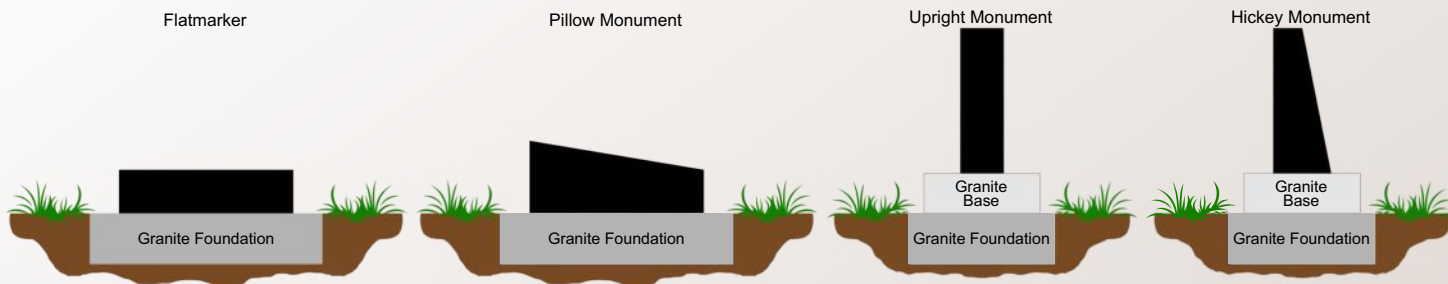
### Polish Five

Every surface is polished  
to a smooth gloss finish.

## Shapes

Granite monuments can be made in many different shapes and sizes. Most monuments are available in individual and companion sizes.


Granite headstones are available in these shapes:




# PHOTOS

If you are interested in adding a photo or image to the monument, you have two options.

**Option 1:** Photos and images can be etched on the surface of the monument using laser technology. This option is available on black granite only and the images will appear black and white. A good quality photograph in its original form is required for the best results.



**Option 2:** A quality ceramic portrait can be attached to the monument. Available in colour or black and white, the portrait is permanently coated onto a ceramic disc using high temperatures to ensure image permanence. The portrait is guaranteed through the manufacturer against breakage, fading or deterioration of any kind, including vandalism. You can choose between 16 different shapes and sizes so you are sure to find one that fits with the size and style of your chosen monument.



# DESIGN ELEMENTS

A monument can be personalized to reflect the personality of your loved one. Family heritage, life's accomplishments, interests and hobbies, character, or faith can all be incorporated into the design of the monument. This can be done using both images and words. If you cannot find a suitable design in our catalogue, our design specialists can also create a custom design for you, which will reflect your loved one's unique personality.

**Designs and further information can be found on our website at:**

**[www.pcmemorials.com](http://www.pcmemorials.com)**

*(see Client Resources)*

## ENGRAVING TECHNIQUES

We use two different techniques for adding lettering and designs to the granite stone: sandblasting and laser etching.

### SANDBLASTING

Sandblasting is a process where we use high air pressure to force sand through a nozzle to carve the lettering and designs into the granite. Sandblasting is suitable for all colours of granite.

### LASER ETCHING

Laser etching is a process using a laser machine to remove varying levels of polish from the granite to etch the lettering and designs. Precise detail of the laser allows us to incorporate almost any graphic into the design of your monument. Laser etching can only be done on black granite.

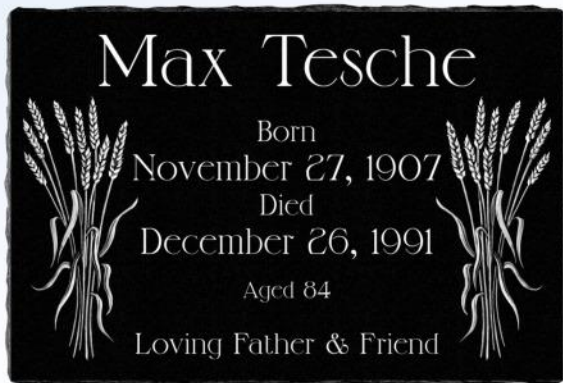





# FLAT MARKERS

- F100 = 1-6 x 1-0 x 0-3
- F101 = 1-8 x 0-10 x 0-2
- F102 = 1-8 x 1-0 x 0-3
- F103 = 2-0 x 1-0 x 0-3
- F104 = 2-0 x 1-4 x 0-3
- F105 = 2-6 x 1-6 x 0-3
- F106 = 3-0 x 1-6 x 0-3

*Flat Markers have a polished top with the balance being rough. They can be placed on a foundation or flush in the ground.*



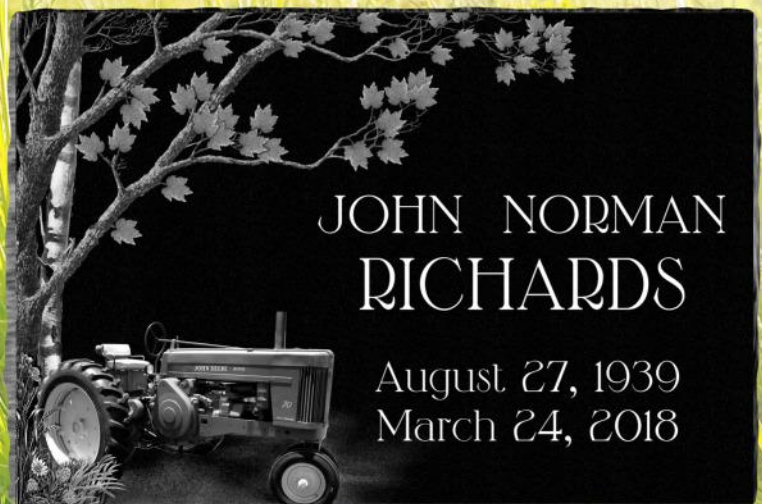
Model: F100 Design: Teske - Etched



Model: F104 (Shown in B.Blue)  
Design: Habib - Sunken



Model: F101 Design: Anderson - Raised



Model: F104  
Design: Richards - Etched

# FLAT MARKERS



Model: F105 Design: Andrews - Sunken / Raised



Model: F106 (Shown in B.Blue)  
Design: MacLean - Sunken



Model: F106 Design: Cunningham - Etched

# PILLOW MONUMENTS

## Polish 1 - No Base

P200 = 1-8 x 1-0 x 6/3

P201 = 2-0 x 1-0 x 6/3

P203 = 2-6 x 1-0 x 6/3

P212 = 3-0 x 1-0 x 6/3

## Polish 1 - With Base

P204 = 1-8 x 1-0 x 6/3 and 2-2 x 1-4 x 0-4 Base

P205 = 2-0 x 1-0 x 6/3 and 2-6 x 1-4 x 0-4 Base

P206 = 2-6 x 1-0 x 6/3 and 3-0 x 1-4 x 0-4 Base

P213 = 3-0 x 1-0 x 6/3 and 3-6 x 1-4 x 0-4 Base

## Polish 3

P207 = 2-0 x 1-0 x 8/5 and 2-6 x 1-4 x 0-4 Base

P208 = 2-6 x 1-0 x 8/5 and 3-0 x 1-4 x 0-4 Base

P214 = 3-0 x 1-0 x 8/5 and 3-6 x 1-4 x 0-4 Base

## Polish 5

P209 = 2-0 x 1-0 x 8/5 and 2-6 x 1-4 x 0-4 Base

P210 = 2-6 x 1-0 x 8/5 and 3-0 x 1-4 x 0-4 Base

P215 = 3-0 x 1-0 x 8/5 and 3-6 x 1-4 x 0-4 Base

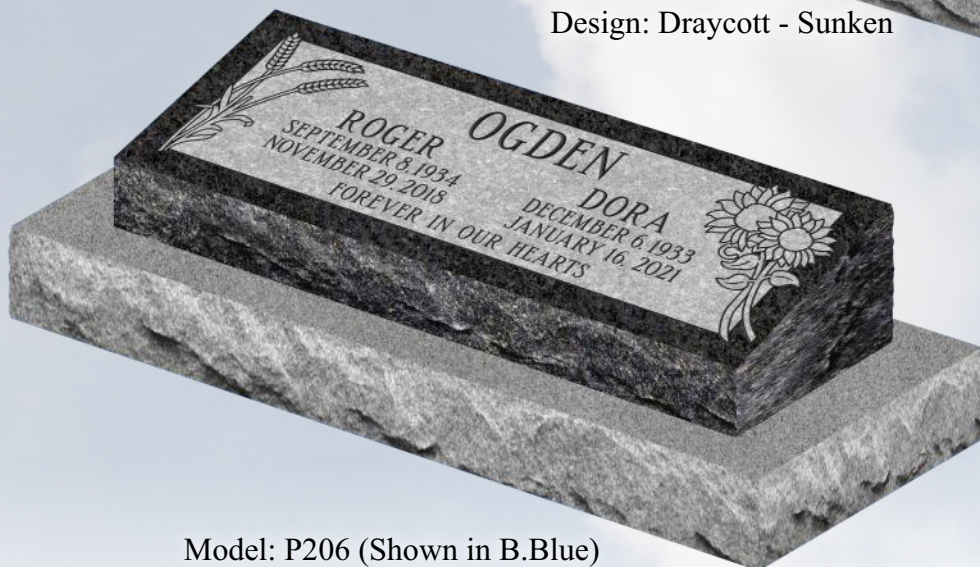
*Pillow monuments are set on a granite base.  
Pillows are sloped from 6" or 8" high  
at the back tapering to 3" or 5"  
at the front.*



Model: P200  
Design: Shearer - Etched



Model: P204  
Design: Draycott - Sunken



Model: P206 (Shown in B.Blue)  
Design: Ogden - Sunken

# PILLOW MONUMENTS



Model: P207  
(Shown in B.Blue)  
Design: Takala - Raised / Sunken  
(Additional Vase)



Model: P207  
Design: Jackson - Etched  
(Matching Base)



Model: P208  
Design: Smetaniuk - Sunken

# PILLOW MONUMENTS

**Open Book** *Laser etching cannot be done on open books!*


P211 = 2-6 x 1-0 x 8/5 and 3-0 x 1-4 x 0-4 Base

P216 = 3-0 x 1-0 x 8/5 and 3-6 x 1-4 x 0-4 Base

All Polish



Model: P211  
Design: Black - Sunken



Model: P216  
Design: Diebert - Sunken

# UPRIGHT MONUMENTS

## Polish 1

- U304 = 1-0 x 0-4 x 1-0 and 1-6 x 0-8 x 0-6 Base
- U305 = 1-8 x 0-4 x 1-2 and 2-2 x 0-10 x 0-6 Base
- U306 = 1-4 x 0-4 x 1-6 and 1-10 x 0-8 x 0-6 Base
- U307 = 2-0 x 0-4 x 1-4 and 2-6 x 0-10 x 0-6 Base
- U308 = 2-0 x 0-6 x 1-6 and 2-6 x 0-10 x 0-6 Base
- U309 = 2-6 x 0-6 x 1-6 and 3-0 x 0-10 x 0-6 Base

## Polish 2

- U310 = 3-0 x 0-6 x 2-0 and 3-6 x 0-10 x 0-6 Base
- U311 = 3-6 x 0-6 x 2-0 and 4-0 x 0-10 x 0-6 Base
- U312 = 4-0 x 0-6 x 2-0 and 4-6 x 0-10 x 0-6 Base

## Polish 3

- U313 = 2-6 x 0-6 x 1-6 and 3-0 x 0-10 x 0-6 Base
- U314 = 3-6 x 0-6 x 2-0 and 4-0 x 0-10 x 0-6 Base

## Polish 5

- U315 = 3-0 x 0-6 x 2-0 and 3-6 x 0-10 x 0-6 Base
- U316 = 3-6 x 0-6 x 2-0 and 4-0 x 0-10 x 0-6 Base
- U317 = 4-0 x 0-6 x 2-0 and 4-6 x 0-10 x 0-6 Base
- U318 = 5-0 x 0-8 x 2-0 and 5-6 x 1-2 x 0-6 Base

*Upright monuments are set vertically on a granite base. Uprights are 4" or 6" at the top, and have a uniform thickness to the bottom.*



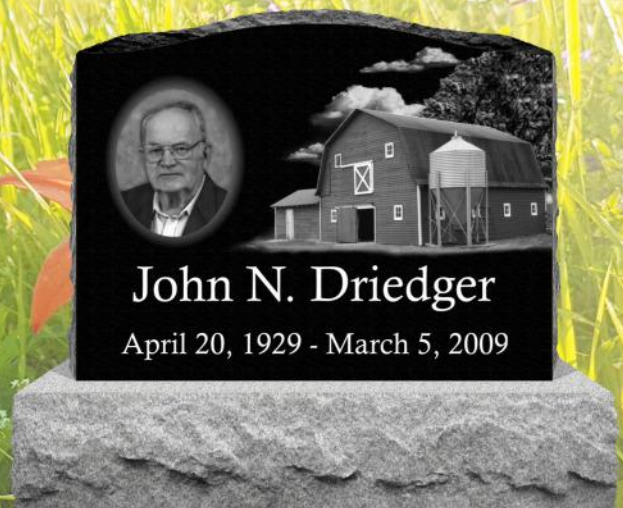
Model: U305  
Design: Fair - Sunken  
(Additional Vase)



Model: U307  
Design: Daniels - Sunken



Model: U307 (Shown in B.Blue)  
Design: Kokosha - Raised



Model: U308  
Design: Driedger - Etched

# UPRIGHT MONUMENTS



Model: U309  
Design: Fritz - Raised



Model: U313  
Design: Gaboury - Etched  
(Shown with Matching Base)



Model: U311 (Shown in M.Rose)  
Design: Lykins - Sunken  
(Shown with Matching Base)



Model: U315  
Design: Krantz - Etched



Model: U312  
Design: Kosowan - Sunken  
(Additional Vases)

# UPRIGHT MONUMENTS

## U300 - Pin Top - All Polish

2-0 x 0-6 x 1-6 and 2-6 x 0-10 x 0-6 Base

## U302 - Single Heart - Polish 2

2-0 x 0-6 x 2-4 and 2-6 x 0-10 x 0-6 Base

## U303 Double Heart - Polish 2

3-6 x 0-6 x 2-4 and 4-0 x 0-10 x 0-6 Base



Model: U300 (Additional Vase)  
Design: Biegel - Etched



Model: U302  
Design: Chopin - Etched



Model: U302 (Shown in M.Rose)  
Design: Grambois - Sunken  
(Shown with Matching Base)



Model: U303  
Design: Cambria - Sunken  
(Shown with Matching Base)



# HICKEY MONUMENTS

## Polish 1

H500 = 1-8 x 6/3 x 1-2 and 2-2 x 0-10 x 0-6 Base

H501 = 2-0 x 6/3 x 1-4 and 2-6 x 0-10 x 0-6 Base

H502 = 2-6 x 6/3 x 1-6 and 3-0 x 0-10 x 0-6 Base

## Polish 2

H503 = 3-0 x 8/3 x 1-8 and 3-6 x 1-0 x 0-6 Base

## Polish 3

H504 = 2-6 x 6/3 x 1-6 and 3-0 x 0-10 x 0-6 Base

H505 = 3-0 x 8/3 x 1-8 and 3-6 x 1-0 x 0-6 Base

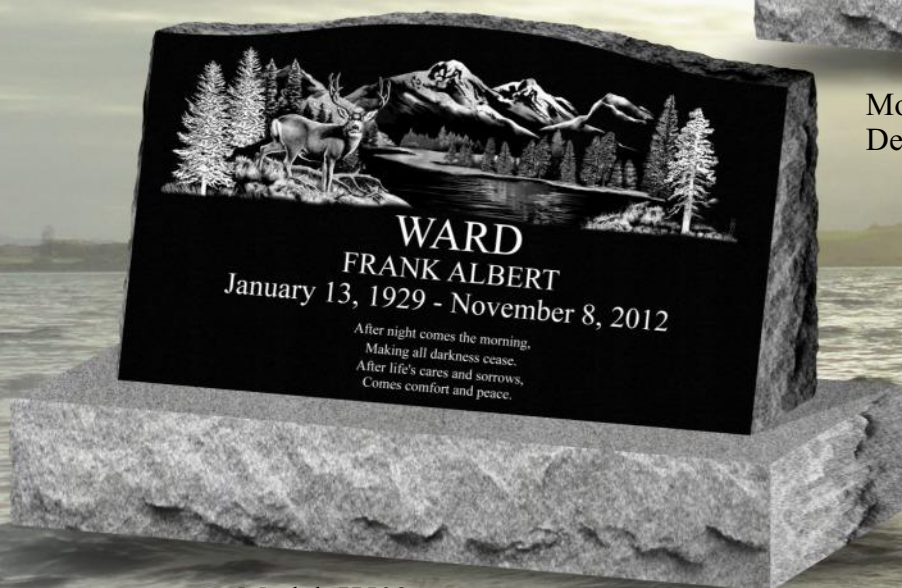
## Polish 5

H506 = 3-0 x 8/3 x 1-8 and 3-6 x 1-0 x 0-6 Base

*Hickey monuments are set vertically on a granite base. Hickeys are 3" thick at the top and increase to either 6" or 8" at the bottom.*



Model: H501  
Design: Alm - Sunken & Etched



Model: H502  
Design: Ward - Etched



Model: H504  
Design: Goodzeck - Sunken

# HICKEY MONUMENTS



Model: H503  
Design: Peters - Sunken



Model: H503  
Design: Karpiak - Etched

# WING MONUMENTS

## W600

Wings = 1-9 x 0-6 x 1-4 Polish Front, Sawn Back, BRP  
 Plinth/Center = 1-4 x 0-10 x 0-6 All Polish  
 Base = 5-4 x 1-0 x 0-6



Design: Hackworth - Etched  
 (Additional Vase)

## W601

Wings = 2-0 x 0-4 x 1-6 All Polish  
 Plinth/Center = 1-6 x 0-8 x 0-6 All Polish  
 Base = 6-0 x 1-0 x 0-6



Design: Vant Erve - Raised / Sunken  
 (Additional Vase)


# WING MONUMENTS

## W602

Wings = 2-0 x 0-4 x 1-6 All Polish

Plinth/Center = 2-5 x 0-6 x 2-3 All Polish

Base = 7-6 x 1-0 x 0-6



Design: York - Etched  
(Shown with Matching Base)

## W603

Wings = 1-10 x 0-4 x 1-5 Polish 2, Sides and Top Sawn

Plinth/Center = 0-8 x 0-8 x 1-8 Polish 2, Sides and Top Sawn

Base = 5-0 x 1-0 x 0-6



Design: Mierau - Sunken

# GRAVE COVERS

## Polish Flat Top

C400 (Adult Size) = 7-0 x 3-0 x 0-3

C401 (Child Size) = 5-0 x 2-2 x 0-3

Can be placed flush in ground  
or on top of granite foundation.

## Cover/Pillow Combo

C402 = Grey cover with any color of pillow

Pillow = 1-8 x 1-0 x 6/3

Can be placed flush in ground  
or on top of granite foundation.



Design: Bontrup - Etched & Sunken

Design: Shearer



# UNIQUE SHAPE MONUMENTS

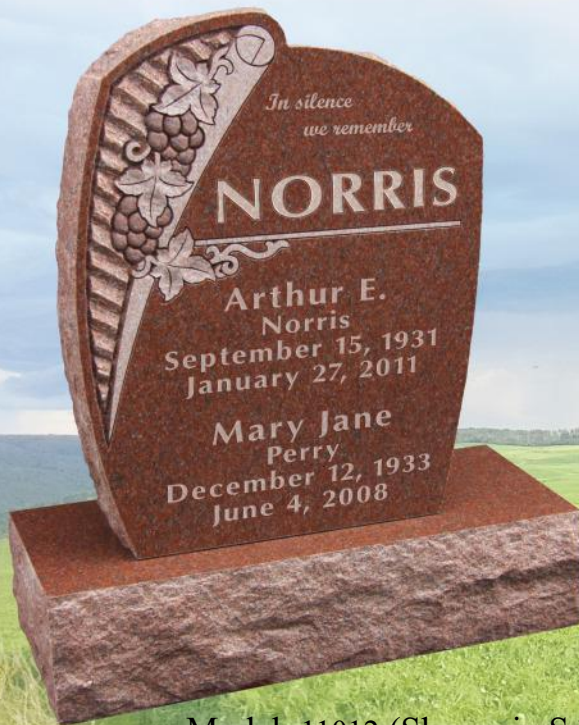
2-6 Long to 3-0 Long - Base Size



Model: 87-41 (Shown in B.Blue)  
 Design: Smyth - Sunken  
 Stone: 2-0 x 0-6 x 2-6 (P2)  
 Base: 2-6 x 0-10 x 0-6



Model: 02008AR  
 Design: Collier - Sunken & Etched  
 Stone: 2-0 x 0-6 x 3-0 (P2)  
 Base: 2-6 x 0-10 x 0-6



Model: 11012 (Shown in S.Red)  
 Design: Norris - Sunken  
 Stone: 2-0 x 0-6 x 2-6 (P2)  
 Base: 2-6 x 0-10 x 0-6  
 (Shown with Matching Base)



Model: 11005  
 Design: Holland - Sunken & Etched  
 Stone: 2-0 x 0-6 x 3-0 (P2)  
 Base: 3-6 x 0-10 x 0-6  
 (Shown with Matching Base)

# UNIQUE SHAPE MONUMENTS

2-6 Long to 3-0 Long - Base Size



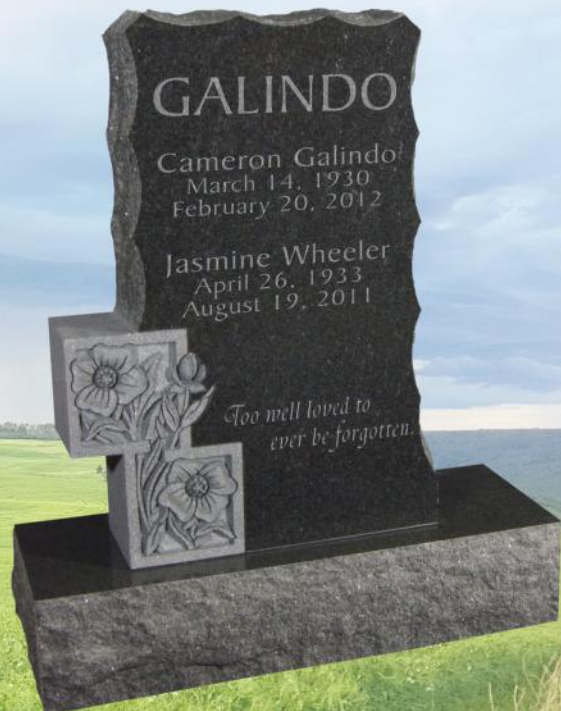
Model: TD2010-03  
 Design: Sparks - Etched  
 Stone: 2-0 x 0-6 x 2-2 (P5)  
 Base: 2-6 x 0-10 x 0-6  
 (Shown with Matching Base & Additional Vase)



Model: 04003 (Shown in G.Mist)  
 Design: Branchaud - Sunken  
 Stone: 2-0 x 0-6 x 2-6 (P2)  
 Base: 2-6 x 0-10 x 0-6  
 (Shown with Matching Base)



Model: 98002R  
 Design: Winther - Sunken  
 Stone: 2-2 x 0-6 x 2-10 (P2)  
 Base: 3-0 x 0-10 x 0-6  
 (Additional Vase)



Model: 12008 (Shown in B. Blue)  
 Design: Galindo - Sunken  
 Stone: 2-2 x 0-6 x 3-0 (P2)  
 Base: 3-0 x 0-10 x 0-6  
 (Shown with Matching Base)

# UNIQUE SHAPE MONUMENTS

2-6 Long to 3-0 Long - Base Size



Model: 15006 (Shown in G.Mist)  
Design: Templeton - Sunken  
Stone: 2-6 x 0-6 x 2-10 (P2)  
Base: 3-0 x 0-10 x 0-6  
(Shown with Matching Base)



Model: 12007  
Design: Mancini - Sunken  
Stone: 2-6 x 0-6 x 3-0 (P2)  
Base: 3-0 x 0-10 x 0-6  
(Shown with Matching Base)

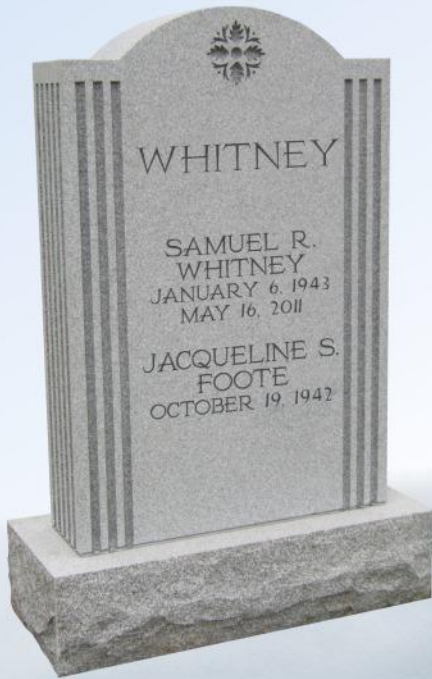


Model: 11006 (Shown in S.Red)  
Design: Girardi - Sunken  
Stone: 2-6 x 0-8 x 2-6 (P5)  
Base: 3-2 x 1-2 x 1-0 (Includes Vase)




# UNIQUE SHAPE MONUMENTS

2-6 Long to 3-0 Long - Base Size




Model: 11009 (Shown in LB. Grey)  
Design: Whitney - Sunken  
Stone: 2-4 x 0-6 x 3-6 (Steeled)  
Base: 3-0 x 0-10 x 0-6



Model: 88-58  
Design: Normandeu - Sunken  
Stone: 2-6 x 0-6 x 1-8 (P2)  
Base: 3-0 x 0-10 x 0-6



Model: 09007 (Shown in G. Mist)  
Design: Wicks - Sunken  
Stone: 2-2 x 0-6 x 3-0 (P2)  
Base: 2-8 x 0-10 x 0-6  
(Shown with Matching Base)



Model: 98006R  
Design: Brandon - Etched  
Stone: 2-4 x 0-6 x 1-10 (P2)  
Base: 3-0 x 0-10 x 0-6

# UNIQUE SHAPE MONUMENTS

3-6 Long to 4-0 Long - Base Size



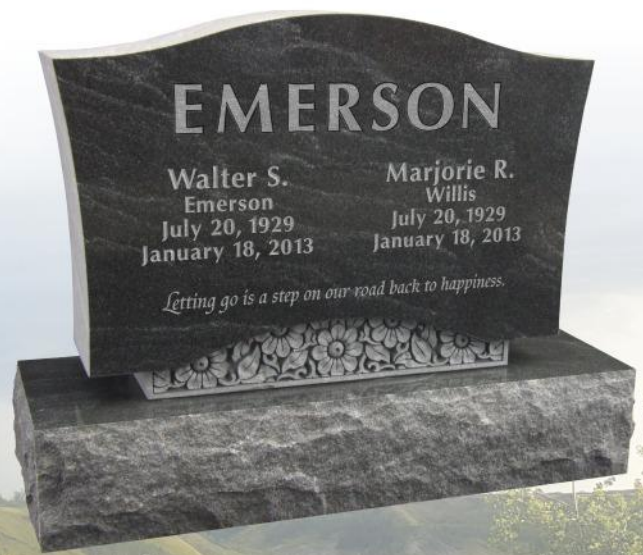
Model: 15003 (Shown in G.Mist)  
 Design: Markwell - Sunken  
 Stone: 2-8 x 0-6 x 3-2 (Steeled)  
 Base: 3-6 x 0-10 x 0-6  
 (Shown with Matching Base)



Model: 12003 (Shown in G.Mist)  
 Design: O'Callaghan - Sunken  
 Stone: 3-0 x 0-6 x 2-0 (P2)  
 Base: 3-6 x 0-10 x 0-6  
 (Shown with Matching Base)



Model: 12012 (Shown in G.Mist)  
 Design: Chambers - Sunken  
 Stone: 2-10 x 0-6 x 2-6 (P2)  
 Base: 3-6 x 0-10 x 0-6  
 (Shown with Matching Base)



Model: 13006 (Shown in G.Mist)  
 Design: Emerson - Sunken  
 Stone: 3-0 x 0-6 x 2-0 (P2)  
 Base: 3-6 x 0-10 x 0-6  
 (Shown with Matching Base)

# UNIQUE SHAPE MONUMENTS

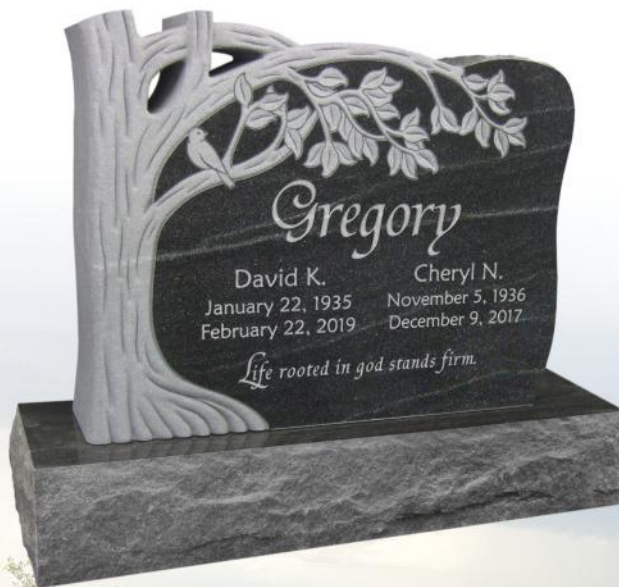
3-6 Long to 4-0 Long - Base Size



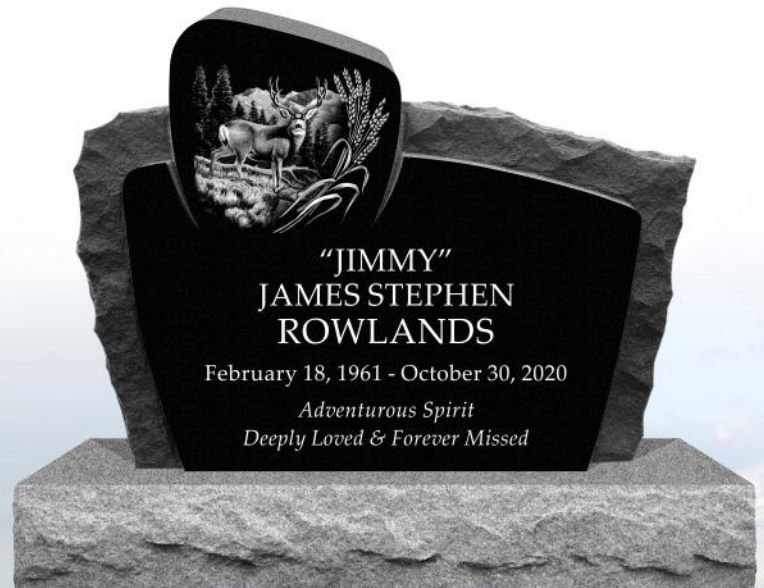
Model: 09001 (Shown in G.Mist)  
 Design: Beauvais - Sunken  
 Stone: 3-0 x 0-6 x 2-0 (P2)  
 Base: 3-6 x 0-10 x 0-6  
 (Shown with Matching Base)



Model: 95019L  
 Design: Baskerville - Etched  
 Stone: 3-0 x 0-6 x 2-0 (P2)  
 Base: 3-6 x 0-10 x 0-6



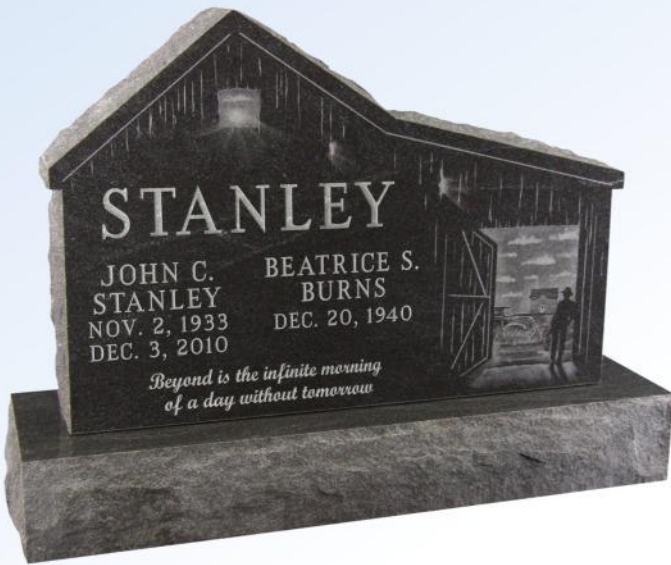
Model: 19005 (Shown in G.Mist)  
 Design: Gregory - Sunken  
 Stone: 3-0 x 0-6 x 2-4 (P2)  
 Base: 3-6 x 0-10 x 0-6  
 (Shown with Matching Base)



Model: 01003  
 Design: Rowlands - Etched  
 Stone: 3-0 x 0-6 x 2-2 (P2)  
 Base: 3-6 x 0-10 x 0-6

# UNIQUE SHAPE MONUMENTS

3-6 Long to 4-0 Long - Base Size



Model: 11003 (Shown in G.Mist)  
 Design: Stanley - Sunken / Etched  
 Stone: 3-0 x 0-6 x 2-0 (P2)  
 Base: 3-6 x 0-10 x 0-6  
 (Shown with Matching Base)



Model: 15007 (Shown in B.Blue)  
 Design: Schumer - Sunken  
 Stone: 3-0 x 0-6 x 2-8 (P2)  
 Base: 3-6 x 0-10 x 0-6  
 (Shown with Matching Base)



Model: 13012 (Shown in B.White)  
 Design: Lecours - Sunken  
 Stone: 3-0 x 0-6 x 1-10 (Steeled)  
 Base: 3-6 x 0-10 x 0-6  
 (Shown with Matching Base)



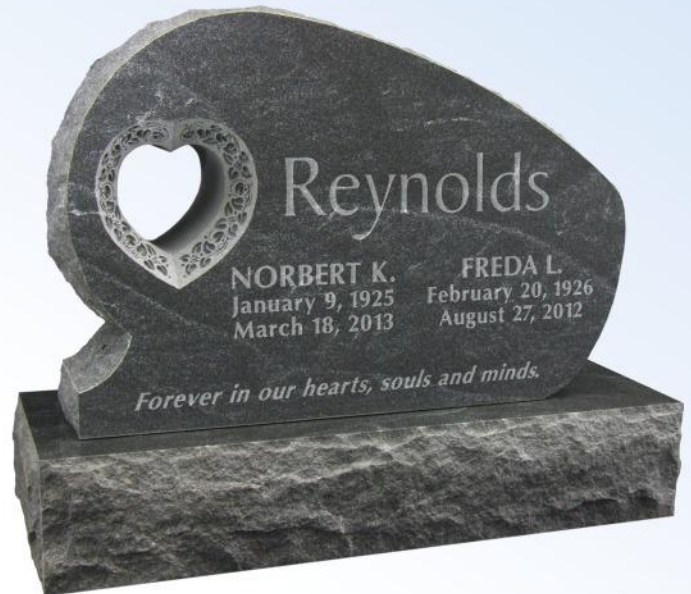
Model: 04002R  
 Design: Bain - Etched  
 Stone: 3-0 x 0-6 x 2-0 (P2)  
 Base: 3-6 x 0-10 x 0-6

# UNIQUE SHAPE MONUMENTS

3-6 Long to 4-0 Long - Base Size



Model: 12002  
 Design: Myers - Sunken and Etched  
 Stone: 3-0 x 0-6 x 2-0 (P2)  
 Base: 3-6 x 0-10 x 0-6  
 (Shown with Matching Base)



Model: 14001 (Shown in G.Mist)  
 Design: Reynolds - Sunken  
 Stone: 3-0 x 0-6 x 2-0 (P2)  
 Base: 3-6 x 0-10 x 0-6  
 (Shown with Matching Base)



Model: 12005 (Shown in S.Red)  
 Design: Hendrick - Sunken  
 Stone: 3-0 x 0-6 x 2-0 (P2)  
 Base: 3-6 x 0-10 x 0-6  
 (Shown with Matching Base)



Model: 12104 (Shown in G.Mist)  
 Design: Fex - Sunken  
 Stone: 3-0 x 0-6 x 2-0 (P2)  
 Base: 3-6 x 0-10 x 0-6  
 (Shown with Matching Base)

# UNIQUE SHAPE MONUMENTS

3-6 Long to 4-0 Long - Base Size



Model: 06012R (Shown in G.Mist)  
 Design: Raymond - Sunken  
 Stone: 3-0 x 0-6 x 2-2 (P2)  
 Base: 3-6 x 0-10 x 0-6  
 (Shown with Matching Base)



Model: 89-100  
 Design: Jackson - Sunken  
 Stone: 3-0 x 0-6 x 2-4 (P4)  
 Base: 3-6 x 0-10 x 0-6



Model: 18010 (Shown in G.Mist)  
 Design: Kirkwood - Sunken  
 Stone: 3-2 x 0-6 x 2-0 (P2)  
 Base: 3-6 x 0-10 x 0-6  
 (Shown with Matching Base)



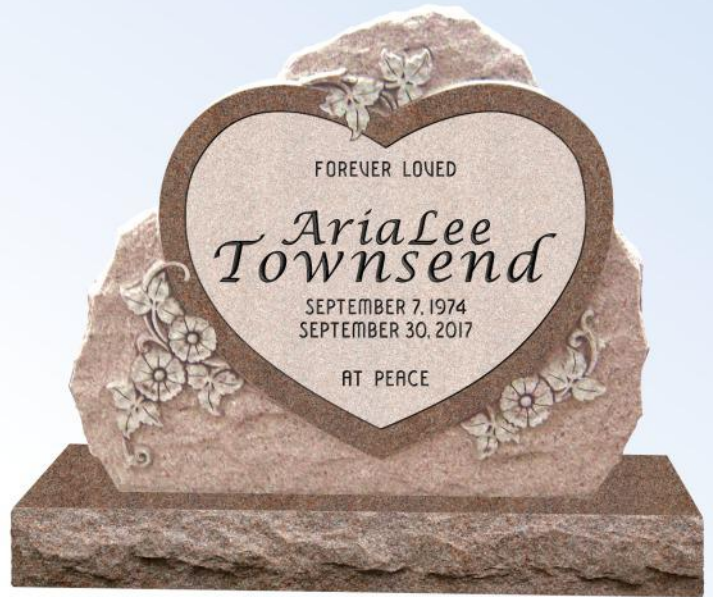
Model: 13008 (Shown in B.Blue)  
 Design: O'Carroll - Sunken  
 Stone: 3-0 x 0-6 x 2-2 (P2)  
 Base: 3-6 x 0-10 x 0-6 (Vase in center of base)  
 (Shown with Matching Base)

# UNIQUE SHAPE MONUMENTS

3-6 Long to 4-0 Long - Base Size



Model: 10004 (Shown in G.Mist)  
 Design: Chambers - Sunken  
 Stone: 3-0 x 0-6 x 2-0 (P2)  
 Base: 3-6 x 0-10 x 0-6  
 (Shown with Matching Base)



Model: 98004 (Shown in L.Pink)  
 Design: Townsend - Sunken  
 Stone: 3-0 x 0-6 x 2-6 (P2)  
 Base: 3-6 x 0-10 x 0-6  
 (Shown with Matching Base)



Model: 15112 (Shown in S.Red)  
 Design: Charles - Sunken  
 Stone: 3-6 x 0-6 x 3-2 (P2)  
 Base: 4-0 x 0-10 x 0-6  
 (Matching Base with Polished Margin)




Model: 12103 (Shown in G.Mist)  
 Design: Collinsworth - Sunken and Etched  
 Stone: 3-0 x 0-6 x 2-6 (P5)  
 Base: 3-6 x 0-10 x 0-6  
 (Shown with Matching Base)

# UNIQUE SHAPE MONUMENTS

3-6 Long to 4-0 Long - Base Size



Model: 13010 (Shown in S.Red)  
Design: Goodrich - Sunken  
Stone: 3-2 x 0-6 x 2-0 (P2)  
Base: 3-8 x 0-10 x 0-6  
(Shown with Matching Base)



Model: 13004 (Shown in L.Pink)  
Design: Proulx - Sunken  
Stone: 3-2 x 0-6 x 2-0 (Stealed)  
Base: 3-8 x 0-10 x 0-6  
(Shown with Matching Base)



Model: 12004  
Design: Lethwaite - Sunken and Etched  
Stone: 3-4 x 0-6 x 2-2 (P2)  
Base: 3-10 x 0-10 x 0-6  
(Shown with Matching Base)



# UNIQUE SHAPE MONUMENTS

4-0 Long to 5-0 Long - Base Size




Model: 15105 (Shown in G.Mist)  
 Design: Murphy - Sunken  
 Stone: 4-0 x 0-6 x 2-2 (P2)  
 Base: 4-6 x 0-10 x 0-6  
 (Shown with Matching Base)



Model: 06002R (Shown in G.Mist)  
 Design: Marshall - Sunken  
 Stone: 3-6 x 0-6 x 2-2 (P2)  
 Base: 4-0 x 0-10 x 0-6  
 (Shown with Matching Base)



Model: 06011R  
 Design: Ducharme - Sunken  
 Stone: 3-6 x 0-6 x 2-2 (P2)  
 Base: 4-0 x 0-10 x 0-6  
 (Shown with Matching Base)



Model: 11008 (Shown in G.Mist)  
 Design: Chamberlain - Sunken  
 Stone: 3-6 x 0-6 x 2-2 (P2)  
 Base: 4-0 x 0-10 x 0-6  
 (Shown with Matching Base)

# UNIQUE SHAPE MONUMENTS

4-0 Long to 5-0 Long - Base Size



Model: 92-119  
 Design: Shannon - Sunken  
 Stone: 3-6 x 0-6 x 2-4 (P4)  
 Base: 4-0 x 0-10 x 0-6  
 (Additional Vase)



Model: 12102 (Shown in B.Blue)  
 Design: Turcotte - Sunken  
 Stone: 3-6 x 0-6 x 2-4 (P2)  
 Base: 4-0 x 0-10 x 0-6  
 (Shown with Matching Base)



Model: 96-198  
 Design: Musgrave (Sunken)  
 Stone: 3-6 x 0-6 x 2-6 (P2)  
 Base: 4-0 x 0-10 x 0-6  
 (Shown with Matching Base)




Model: 01105BR  
 Design: Abadi (Sunken)  
 Stone: 3-6 x 0-6 x 3-0 (P2)  
 Base: 4-0 x 0-10 x 0-6  
 (Shown with Matching Base)

# UNIQUE SHAPE MONUMENTS

4-0 Long to 5-0 Long - Base Size



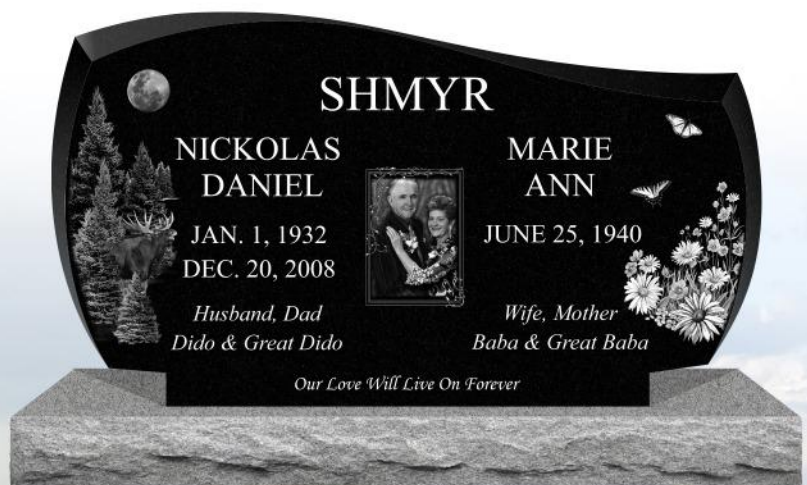
Model: 17004 (Shown in S.Red)  
 Design: Kennedy - Sunken  
 Stone: 4-0 x 0-6 x 2-0 (P2)  
 Base: 4-6 x 0-10 x 0-6  
 (Shown with Matching Base)



Model: 9805  
 Design: D'Angelo - Etched  
 Stone: 4-0 x 0-6 x 2-10 (P2)  
 Base: 4-6 x 0-10 x 0-6  
 (Shown with Matching Base)




Model: 7004R  
 Design: Lindberg - Sunken  
 Stone: 3-10 x 0-6 x 2-6 (P2)  
 Base: 4-4 x 0-10 x 0-6  
 (Shown with Matching Base)



Model: 2010-02  
 Design: Shmyr - Etched  
 Stone: 4-6 x 0-6 x 2-6 (P5)  
 Base: 5-0 x 0-10 x 0-6

# CREMATION MONUMENTS



Model: C8002 Design: Robins - Sunken  
Niches: (Polish 3): 1-0 x 1-0 x 1-2/1-0  
Base: 3-2 x 1-4 x 0-4  
(Additional Vase)



Model: C8008 Design: Oakley - Sunken  
Niches: 1-0 x 1-0 x 1-0  
Heart: (Polish 2) 2-6 x 0-6 x 2-0  
Base: 3-6 x 1-2 x 0-6

# CREMATION MONUMENTS

Model: 05207 (Shown in G.Mist)  
Design: Caccioppoli - Sunken  
Stone: 4-2x1-6x1-6 (2 Cremain Holes)



Model: 11007 (Shown in LB. Grey)  
Design: Mignault - Sunken  
Stone: 3-6 x 0-10 x 2-2 (2 Cremain Holes)  
Base: 4-0 x 1-4 x 0-6


Model: 13011 (Shown in G.Mist)  
Design: Tessier - Etched & Sunken  
Stone: 4-0 x 1-0 x 2-10 (2 Cremain Holes)  
Base: 4-8 x 1-4 x 0-6



# CREMATION MONUMENTS



Model: 01110  
 Design: Durham - Sunken  
 Stone: 2-0 x 0-10 x 2-6 (4 Cremain Holes)  
 Base: 2-6 x 1-2 x 0-6



Model: 98101  
 Design: Brown - Sunken  
 Stone: 4-0 x 0-10 x 2-8 (4 Cremain Holes)  
 Base: 4-6 x 1-2 x 0-6



Model: 13005  
 Design: Fletcher - Sunken  
 Stone: 2-8 x 1-2 x 3-0 (2 Cremain Holes)  
 Base: 3-2 x 1-8 x 0-8



Model: 05012 (Shown in B.Blue)  
 Design: Jubinville - Sunken  
 Stone: 3-6 x 0-8 x 2-0 (4 Cremain Holes)  
 Base: 4-0 x 1-4 x 0-6

# COLUMBARIA

A Columbarium is a granite structure which contains niches for the storage of urns. We offer large Cemetery Columbaria as well as smaller Family Columbaria.







# VASES

We offer a full line of memorial vases in a range of styles, sizes and colours. They are covered by a lifetime guarantee from manufacturer's defects. Vases are commonly placed on the base. Additional base length may be required. Ask your memorial counsellor for more information.



Crest



Medallion



Tiara



Cameo



Paragon 6x10



Classic



Gem



Paragon 4x10




Crown



Supreme



M.Rose Granite  
8x8



Black Granite  
8x8

# BRONZE

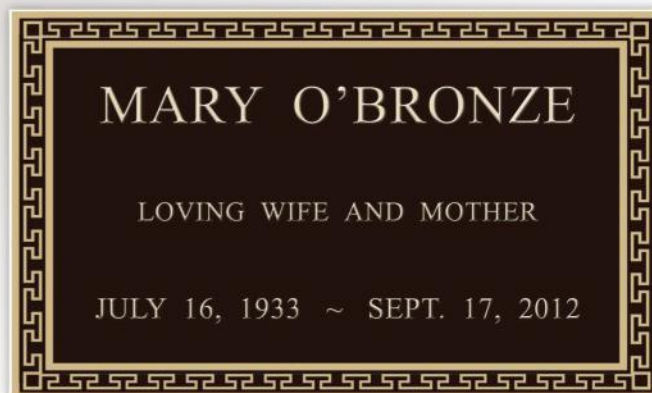
Bronze is called the “eternal metal”. It is commonly used for flat markers, community signage, and also as ornamentation with granite.

## Colours

Burgundy  
Brown  
Royal Blue  
Hunter Green  
Navy Blue

## Emblems

There are a variety of different emblems to choose from. For more information please contact your memorial counsellor.



## MEMORIAL COUNSELLORS:

*In addition to our showroom located in Rycroft, we have memorial counselors in the following locations:*

### ALBERTA

#### Grande Prairie

Oliver's Funeral Home  
SHOWROOM  
10005 - 107 Ave  
T8V 1L8  
Ph: 780-532-2929

#### Peace River

Chapel of Memories  
SHOWROOM  
9813 - 101 Street  
T8S 1K8  
Ph: 780-624-2686

#### High Prairie

Chapel of Memories  
SHOWROOM  
4401 - 53 Ave  
T0G 1E0  
Ph: 780-523-3540

#### Northwest Funeral Chapel Ltd.

4825 51 Ave  
T0G 1E0  
Ph: 780-523-3311

#### Slave Lake

Chapel of Memories  
601 - 1A Ave SE  
T0G 2A3  
Ph: 780-849-5433

#### Northwest Funeral Chapel Ltd.

225 2nd Ave NW  
T0G 2A1  
Ph: 780-849-3299

#### Valleyview

Chapel of Memories  
5005 - 50 Ave  
T0H 3N0  
Ph: 780-524-4333

#### Northwest Funeral Chapel Ltd.

4713 50 St  
T0H 3N0  
Ph: 780-524-2338

#### Fairview

Chapel of Memories  
SHOWROOM  
10917 - 103 Ave  
T0H 1L0  
Ph: 780-835-2060

#### La Crete

Marie Froese  
Box 1092  
T0H 2H0  
Ph: 780-285-1504

#### Beaverlodge

Beaverlodge Funeral Service  
1103 - 7th Ave West  
T0H 0C0  
Ph: 780-354-2988

#### Wabasca

Northwest Funeral Chapel Ltd.  
2691 Strawberry Lane  
T0G 2K0  
Ph: 780-773-9446

### BRITISH COLUMBIA

#### Dawson Creek

Reynars Funeral Home  
1300 - 102 Ave  
V1G 2C6  
Ph: 250-782-2424

#### Fort St. John

Hamre's Funeral Chapel  
10315 - 102 Street  
V1J 4B9  
Ph: 250-785-6273



Head Office • Indoor Display &  
Manufacturing Plant  
4704 - 50 St., Box 280  
Rycroft, Alberta T0H 3A0

Ph: 780-765-3663  
Fax Line: 780-765-3913  
Toll Free: 1-800-260-6765

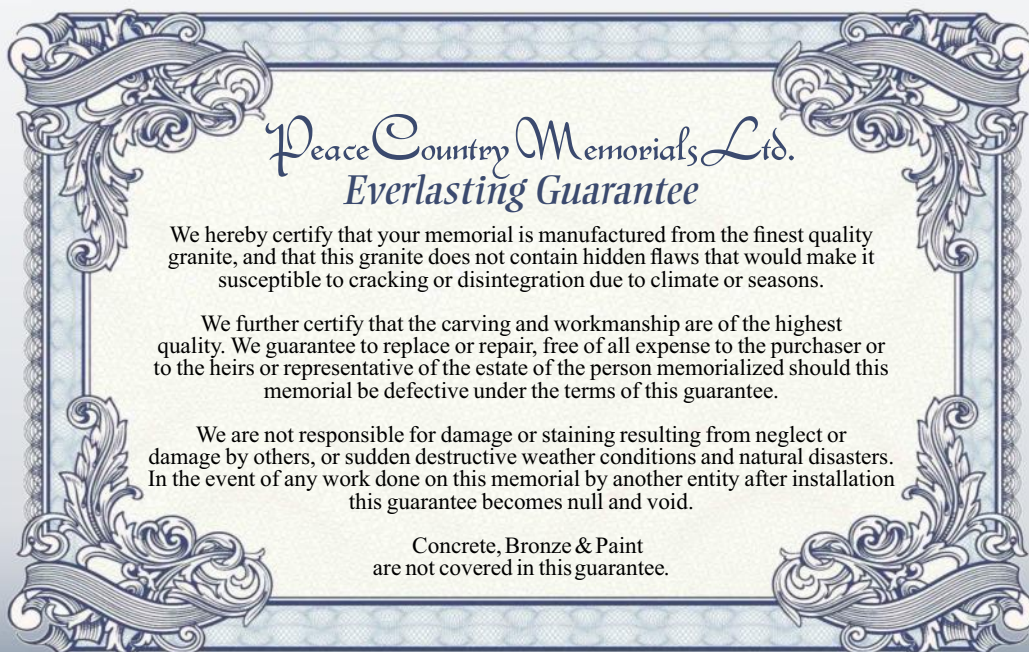
Monday - Friday 9:00 - 5:00  
Saturdays, Evenings - Holidays  
by appointment

E-mail:

info@pcmemorials.com  
laser@pcmemorials.com  
sandblast@pcmemorials.com

Website: www.pcmemorials.com

*The purchaser of any granite  
monument will receive this  
everlasting guarantee.*



# Peace Country Memorials Ltd.

## SELECTED EPITAPHS FOR MEMORIALS

An epitaph or a verse makes a memorial more expressive; it consoles and inspires.  
It is the message of love and faith from the relatives and friends of the deceased to the world at large  
and to future generations.

It is not necessary that you choose an epitaph from this list.

You may have seen a fitting verse elsewhere or you may prefer an inspiring quotation from the scripture.

R.I.P.	EVERLASTING SHALL BE THY REMEMBRANCE	GOD IS LOVE
AT REST	LOVE IS ETERNAL, LOVE IS IMMORTAL	ABIDE WITH ME
JUST AWAY	OUR LOVE WILL LIVE ON FOREVER	THY WILL BE DONE
REST IN PEACE	A BEAUTIFUL MEMORY LINGERS	REST IN THE LORD
OUR LOVED ONE	INTO THY HANDS, O LORD	ONLY TILL HE COME
DEEPLY MOURNED	IN SILENCE WE REMEMBER	REQUIESCANT IN PACE
IN LOVING MEMORY	FOREVER IN OUR HEARTS	FOREVER WITH THE LORD
IN PERFECT PEACE	HER DEEDS WERE LOVE	THE LORD IS THY KEEPER
SWEET BE THY REST	SWEET BE THY SLEEP	IN HIS WILL IS OUR PEACE
BEYOND THE SUNSET	AT PEACE WITH GOD	MAY HER SOUL REST IN PEACE
RESTING PEACEFULLY	CHRIST IS MY HOPE	IN GOD HAVE I PUT MY TRUST
UNTIL WE MEET AGAIN	AT REST IN HEAVEN	HE IS NOT DEAD BUT SLEEPETH
TO MEMORY EVER DEAR	IN GOD'S CARE	HE GIVETH HIS BELOVED SLEEP
PEACE, PERFECT PEACE		SIMPLY TO THY CROSS I CLING
MAY HE REST IN PEACE		HE WAS BELOVED BY GOD AND MAN
BELOVED ONE FAREWELL		NOT MY WILL, BUT THINE BE DONE
THE END OF THE TRAIL		THERE ARE NO PARTINGS IN HEAVEN
LIFE'S WORK WELL DONE		ASLEEP IN JESUS, BLESSED THOUGHT
GONE BUT NOT FORGOTTEN		OF SUCH IS THE KINGDOM OF HEAVEN
LOVED BY ALL WHO KNEW HIM		BECAUSE I LIVE YE SHALL LIVE ALSO
OUR LOVED ONE SLEEPS HERE		IN THEE O LORD I HAVE PUT MY TRUST
EVER REMEMBERED EVER LOVED		I AM THE RESURRECTION AND THE LIFE
NEVER WILL YOUR MEMORY FADE		INTO THY HANDS I COMMEND MY SPIRIT
LOVES LAST GIFT, REMEMBRANCE		IN MY FATHERS HOUSE ARE MANY MANSIONS
THY TRAIL ENDED THY REST IS WON		A DAY OF DUTY DONE, A DAY OF REST BEGUN
FONDLY LOVED AND DEEPLY MOURNED		THE LORD IS MY SHEPHERD; I SHALL NOT WANT
A TENDER MOTHER AND A FAITHFUL FRIEND		EARTH HAS NO SORROW THAT HEAVEN CANNOT HEAL
THOUGH DEATH DIVIDES FOND MEMORY CLINGS		BLESSED ARE THE PURE IN HEART FOR THEY SHALL SEE GOD

### THOUGHTS FOR CHILDREN

A LITTLE BUD OF LOVE	ASLEEP IN JESUS
JESUS CALLED A LITTLE CHILD UNTO HIM	OUR BABY IS IN HEAVEN
SUFFER LITTLE CHILDREN TO COME UNTO ME	SAFE IN THE ARMS OF JESUS
HE SHALL GATHER THE LAMBS WITHIN HIS ARMS	REST FOR THE LITTLE SLEEPER
HE WHOSE LOVE EXCEEDETH OURS HATH TAKEN HOME OUR CHILD	OUR BELOVED SON (DAUGHTER)
OUR DARLING ONE HAS GONE BEFORE, TO GREET US ON THE BLISSFUL SHORE	AND A LITTLE CHILD SHALL LEAD THEM
LORD TEACH ME TO GIVE BACK TO THEE THE TREASURE THOU DIDST LEND TO ME	BUDDEN ON EARTH TO BLOOM IN HEAVEN